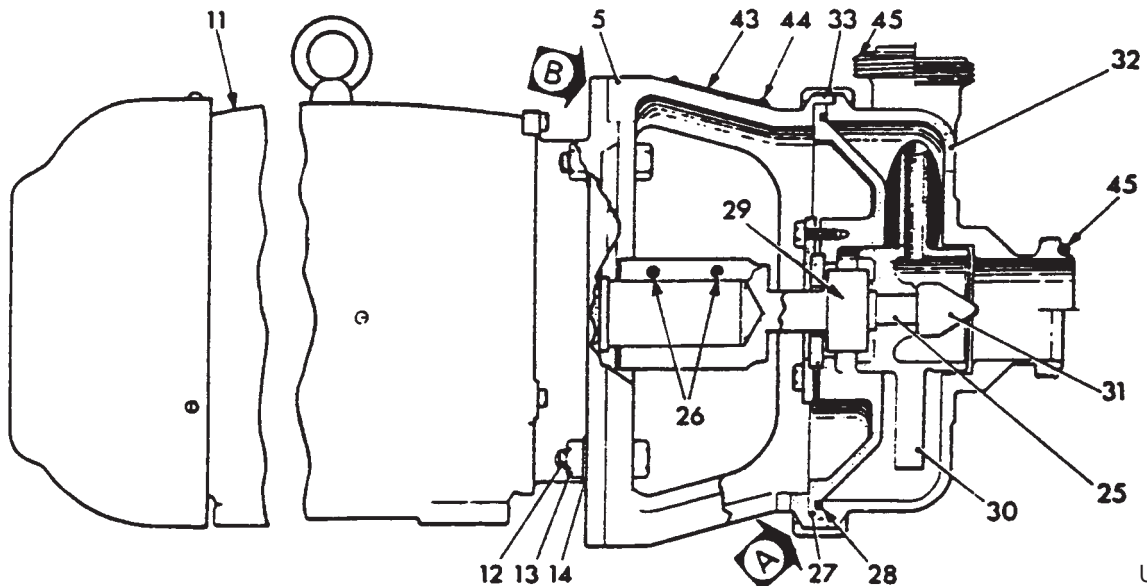
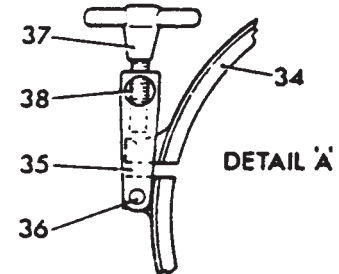
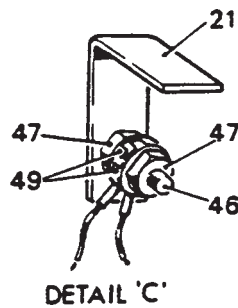
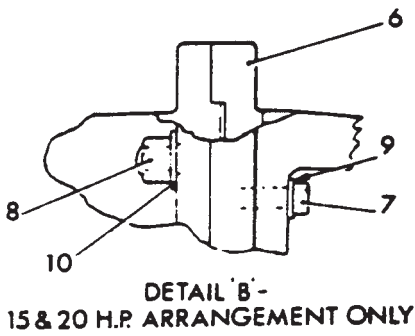
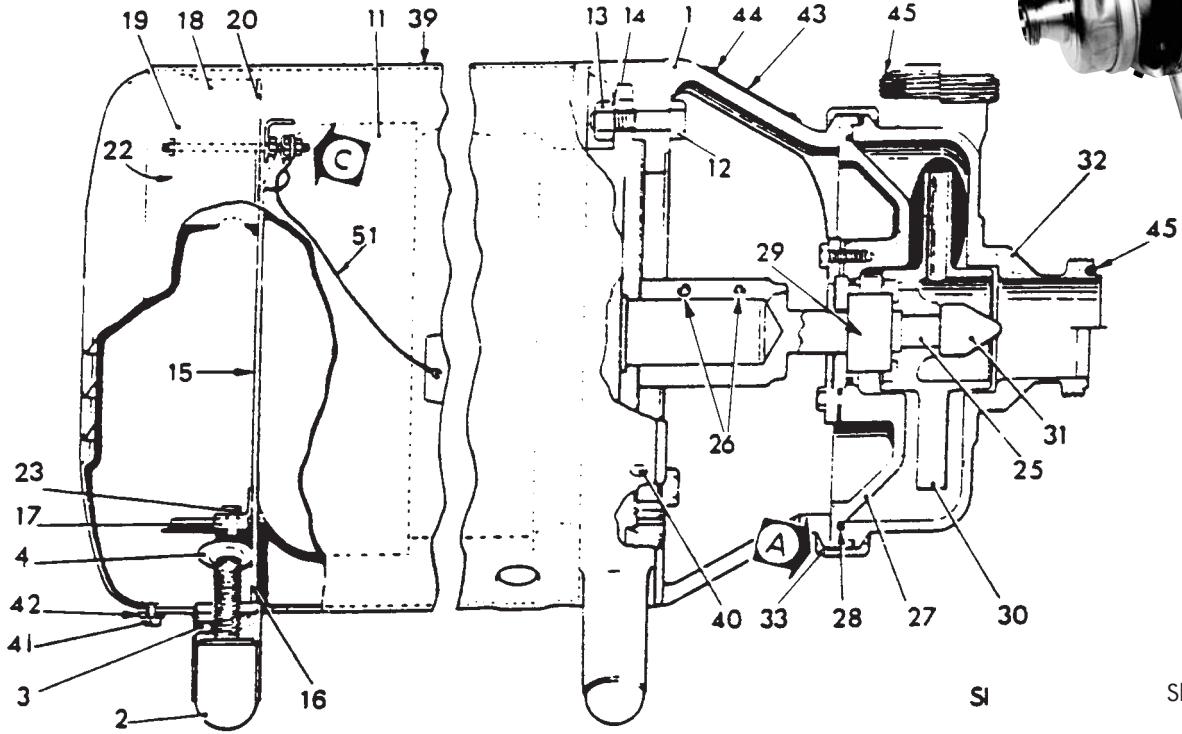


APV Puma Pump Series III



Pump assembly (Series III)

FREEFAX:

0800 801404



APV Puma Pump Series III (contd)

PUMA PUMP SERIES III (PAGE 2)												
ITEM Page 2	DESCRIPTION	No. off	2/2/9		2/2½/9		2/3/9		2/3/11		3/4/11	
			Shr'd	Unshr'd	Shr'd	Unshr'd	Shr'd	Unshr'd	Shr'd	Unshr'd	Shr'd	Unshr'd
	PUMP COMPLETE											
1	Frame Ass'y, supporting	1	-	-	-	-	-	-	-	-	-	-
-	3h.p. motor	-	206552	-	206552	-	206552	-	-	-	-	-
-	5.5h.p. motor	-	206554	-	206554	-	206554	-	206558	-	-	-
-	7.5 & 10h.p. motor	-	-	-	206556	-	206556	-	206550	-	-	-
-	Frame sub-ass'y, welded, comprising:- base (C/N 226241), frame (C/N 321985) and cover plate (C/N 339177) for 3h.p. motor with 9 in. body	-	-	-	-	-	-	-	-	-	-	-
-	base (C/N 226241), frame (C/N 321986) and cover plate (C/N 339178) for 5-5h.p. motor with 9 in. body	-	-	-	-	-	-	-	-	-	-	-
-	base (C/N 226241), frame (C/N 321988) and cover plate (C/N 339178) for 5-5h.p. motor with 11 in. body	-	-	-	-	-	-	-	-	-	-	-
-	base (C/N 226241), frame (C/N 321987) and cover plate (C/N 339179) for 7-5 and 10h.p. motors with 9 in body	-	-	-	-	-	-	-	-	-	-	-
-	base (C/N 226241), frame (C/N 321989) and cover plate (C/N 339179) for 7-5 and 10h.p. motors with 11 in body	-	-	-	-	-	-	-	-	-	-	-
2	Foot, adjustable	3	337600	-	337600	-	337600	-	337600	-	-	-
3	Grub-screw, 2 BA x ½ in. l'g. slot h'd.	3	434110	-	434110	-	434110	-	434110	-	-	-
4	Grommet, 1½ in. o.d. x ¾ in. i.d.	1	410500	-	410500	-	410500	-	410500	-	-	-
5	Frame, extension	1	-	-	-	-	-	-	-	-	-	-
-	3 h.p. motor	-	-	321990	-	321990	-	321990	-	-	-	-
-	5.5 h.p. motor	-	-	321991	-	321991	-	321991	-	321993	-	-
-	7-5, 10,15, 20 & 25 h.p. motors	-	-	-	-	321992	-	321992	-	321994	-	321994
6	Plate, adaptor. 15, 20 & 25 h.p.motors only	1	-	-	-	-	338811	-	338811	-	338811	-
7	Set-screw, ½ in. BSW x 1¼ in. l'g. hex. h'd.	4	-	-	-	-	431663	-	431663	-	431663	-
8	Set-screw, ⅝ in. BSW x 1½ in. l'g. hex. h'd.	4	-	-	-	-	453378	-	453378	-	453378	-
9	Washer, plain, ½ in. i.d.	4	-	-	-	-	-	443820	-	443820	-	443820
10	Washer, plain, ⅝ in. i.d.	4	-	-	-	-	-	443521	-	443521	-	443521
11	Motor, electric, Brook, 3-ph 50 or 60 c/s, a.c.	1	-	-	-	-	-	-	-	-	-	-
-	3 h.p., (2.2kw), 220/380-420 V	-	457132	-	457132	-	457132	-	-	-	-	-
-	"(terminal box with continental conduit thread)	-	-	457108	-	457108	-	457108	-	-	-	-
-	"(terminal box with Brit. Std. conduit thread)	-	-	457109	-	457109	-	457109	-	-	-	-
-	5.5 h.p., (4.0 kw), 220/380 V	-	457102	457110	457102	457110	457102	457110	457102	457110	-	-
-	5.5 h.p., (4.0 kw), 380/420 V	-	457103	457111	457103	457111	457103	457111	457103	457111	-	-
-	7.5 h.p., (5.5 kw), 220/380 V	-	-	-	457104	457112	457104	457112	457104	457112	-	-
-	7.5 h.p., (5.5 kw), 380/420 V	-	-	-	457105	457113	457105	457113	457105	457113	-	-
-	10 h.p., (7.5 kw), 220/380 V	-	-	-	457106	457114	457106	457114	457106	457114	-	-
-	10 h.p., (7.5 kw), 380/420 V	-	-	-	457107	457115	457107	457115	457107	457115	-	-
-	15 h.p., (11.0 kw), 220/380 V	-	-	-	-	-	-	457116	-	457116	-	-
-	15 h.p., (11.0 kw), 380/420 V	-	-	-	-	-	-	457117	-	457117	-	-
-	20 h.p., (14.9 kw), 220/380 V	-	-	-	-	-	-	457118	-	457118	-	457118
-	20 h.p., (14.9 kw), 380/420 V	-	-	-	-	-	-	457119	-	457119	-	457119
-	25 h.p., (18.6 kw), 220/380 V	-	-	-	-	-	-	-	-	-	-	457133
-	25 h.p., (18.6 kw), 380/420 V	-	-	-	-	-	-	-	-	-	-	457134

†† not illustrated W.O works order ● recommended spare * with pressure balance holes † without pressure balance holes

Puma Pump Series III (contd)

PUMA PUMP SERIES III (PAGE2)												
ITEM Page 2	DESCRIPTION	No. off	2/2/9		2/2 ¹ / ₂ /9		2/3/9		2/3/11		3/4/11	
			Shr'd	Unshr'd	Shr'd	Unshr'd	Shr'd	Unshr'd	Shr'd	Unshr'd	Shr'd	Unshr'd
12	Set-screw 3/8 in. BSW x 1 3/4 in. l'g. hex. h'd. 1/2 in. BSW x 2 in. l'g. hex. h'd.	4 - -	- 431645 431666	- 431645 431666	- 431645 431666	- 431645 431666	- 431645 431666	- 431645 431666	- 431666 431666	- - -	- - -	- - -
13	Nut, hex. 3/8 in. BSW 1/2 in. BSW	4 - -	- 417865 417867	- 417865 417867	- 417865 417867	- 417865 417867	- 417865 417867	- 417865 417867	- - 417867	- - 417867	- - -	- - -
14	Washer, motor/extension frame attachment 3/8 in. i.d. 1/2 in. i.d.	4 - -	- - -	- 443518 443520	- - -	- 443518 443520	- - -	- 443518 443520	- - 443520	- - -	- - -	- - -
15	Plate ass'y, baffle and terminal box	1	228543	-	228543	-	228543	-	228543	-	-	-
16	Plate sub-ass'y, baffle	1	339274	-	339274	-	339274	-	339274	-	-	-
17	Clip	2	314253	-	314253	-	314253	-	314253	-	-	-
18	Terminal Box	1	462036	-	462036	-	462036	-	462036	-	-	-
19	Cover	1	462035	-	462035	-	462035	-	462035	-	-	-
20	Gasket	1	322555	-	322555	-	322555	-	322555	-	-	-
21	Earth Terminal Tag	1	457831	-	457831	-	457831	-	457831	-	-	-
22	Warning Label	1	414211	-	414211	-	414211	-	414211	-	-	-
23	Screw, Ch. Hd., OBA x 1/2 in. long	2	452601	-	452601	-	452601	-	452601	-	-	-
24	Screw, Ch. Hd., M4 x 25mm long	†	461101	-	461101	-	461101	-	461101	-	-	-
46	Studding - M4 x 65mm long	1	437686	-	437686	-	437686	-	437686	-	-	-
47	Nut, hex., Standard M4	25	460215	-	460215	-	460215	-	460215	-	-	-
48	Washer, plain, standard M4	†	460315	-	460315	-	460315	-	460315	-	-	-
49	Clamping washer, copper	28	444152	-	444152	-	444152	-	444152	-	-	-
50	Set Screw, hex. h'd., M4 x 25mm long	†	460070	-	460070	-	460070	-	460070	-	-	-
52	Earth Cable Ass'y, Type 'B'	1	442011	-	442011	-	442011	-	442011	-	-	-
25	Shaft, stub	1	-	-	-	-	-	-	-	-	-	-
-	3 h.p. motor	-	354300	354300	354300	354300	354300	354300	-	-	-	-
-	5.5 h.p. motor	-	354301	354301	354301	354301	354301	354301	354301	354301	-	-
-	7.5 & 10 h.p. motor	-	-	-	354302	354302	354302	354302	354302	354302	-	-
-	15 & 20 h.p. motor	-	-	-	-	-	-	354303	-	354303	-	-
-	20 & 25 h.p. motor	-	-	-	-	-	-	-	-	-	-	354321
26	Screw, Cap 1/4 in. BSF x 3/4 in. l'g. skt. h'd. 5/16 in. BSF x 1 in. l'g. skt. h'd. 3/8 in. BSF x 1 in. l'g. skt. h'd.	2 - - -	- 445244 - -	- 445244 - -	- 445244 445245 -	- 445244 445245 -	- 445244 445245 -	- 445244 445245 -	- 445244 445245 -	- 445244 445245 -	- - -	- - 445247
27	Backplate	1	338815	338815	338815	338815	338815	338815	338816	338816	-	338816
28	Sealing ring for body joint	•	413800	413800	413800	413800	413800	413800	413858	413858	-	413858
29	Seal arrangements (See Fig. 8)	Ref										
30	Impeller	1	-	-	-	-	-	-	-	-	-	-
-	with 3/4 in. (19mm) dia. discharge holes	-	-	-	-	-	-	-	-	-	-	-
-	5 in. (127mm) size	-	325840	325840	325840	325840	-	-	-	-	-	-
-	5 1/2 in. (140mm) size	-	325839	325839	325839	325839	-	-	-	-	-	-
-	6 in. (152mm) size	-	325838	325838	325838	325838	-	-	-	-	-	-
-	6 1/2 in. (165mm) size	-	325837	325837	325837	325837	-	-	-	-	-	-
-	7 in. (178mm) size	-	325836	325836	325836	325836	-	-	-	-	-	-
-	7 1/2 in. (191mm) size	-	325835	325835	325835	325835	-	-	-	-	-	-
-	with 7/8 in. (22mm) dia. discharge holes	-	-	-	-	-	-	-	-	-	-	-
-	5 in. (127mm) size	-	-	-	-	-	325864*	325864*	-	-	-	-
-		-	-	-	-	-	325852†	325852†	-	-	-	-
-	5 1/2 in. (140mm) size	-	-	-	-	-	325863*	325863*	-	-	-	-
-		-	-	-	-	-	325851†	325851†	-	-	-	-
-	6 in. (152mm) size	-	-	-	-	-	325862*	325862*	-	-	-	-
-		-	-	-	-	-	325850†	325850†	-	-	-	-
-	6 1/2 in. (165mm) size	-	-	-	-	-	325861*	325861*	-	-	-	-
-		-	-	-	-	-	325849†	325849†	-	-	-	-

†† not illustrated • recommended spare * with pressure balance holes † without pressure balance holes

FREEFAX:

0800 801404



APV Puma Pump Series III (contd)

PUMA PUMP SERIES III (PAGE 2)													
ITEM Page 2	DESCRIPTION	No. off	2/2/9		2/2 ¹ / ₂ /9		2/3/9		2/3/11		3/4/11		
			Shr'd	Unshr'd	Shr'd	Unshr'd	Shr'd	Unshr'd	Shr'd	Unshr'd	Shr'd	Unshr'd	
30(cont)	7 in. (178mm) size	-	-	-	-	-	-	325860*	325860*	-	-	-	-
		-	-	-	-	-	-	325848†	325848†	-	-	-	-
-	7 1/2 in. (191mm) size	-	-	-	-	-	-	325859*	325859*	325859*	325859*	-	-
		-	-	-	-	-	-	325847†	325847†	325847†	325847†	-	-
-	8 in. (203mm) size	-	-	-	-	-	-	-	-	325858*	325858*	-	-
		-	-	-	-	-	-	-	-	325845†	325845†	-	-
-	8 1/2 in. (216mm) size	-	-	-	-	-	-	-	-	325857*	325857*	-	-
		-	-	-	-	-	-	-	-	325844†	325844†	-	-
-	9 in. (229mm) size	-	-	-	-	-	-	-	-	325856*	325856*	-	-
		-	-	-	-	-	-	-	-	325843†	325843†	-	-
-	9 1/2 in. (241mm) size	-	-	-	-	-	-	-	-	325855*	325855*	-	-
-	with 1 1/4 in. (32mm) dia. discharge holes	-	-	-	-	-	-	-	-	-	-	-	-
-	7 in. (178mm) size	-	-	-	-	-	-	-	-	-	-	-	325865
		-	-	-	-	-	-	-	-	325842†	325842†	-	-
31	Nut, impeller	• 1	213526	213526	213526	213526	213526	213526	213526	213526	213526	-	213526
32	Body ass'y	1	-	-	-	-	-	-	-	-	-	-	-
	with ISS fittings	-	200764	200764	200770	200770	200799	200799	207101	207101	207101	-	-
	with RJT fittings	-	200763	200763	200769	200769	200798	200798	207100	207100	207100	-	207673
	with CLAMP fittings	-	207667	207667	207668	207668	207669	207669	207670	207670	207670	-	207674
	without fittings	-	308439	308439	308442	308442	308454	308454	308464	308464	308464	-	308465
33	Collar ass'y Clamping	1	228717	228717	228717	228717	228717	228717	228718	228718	228718	-	228718
34	Collar	1	228713	228713	228713	228713	228713	228713	314638	314638	314638	-	314638
35	Fork	1	321814	321814	321814	321814	321814	321814	321814	321814	321814	-	321814
36	Pin	1	338611	338611	338611	338611	338611	338611	338611	338611	338611	-	338611
37	T-bolt	1	310177	310177	310177	310177	310177	310177	310177	310177	310177	-	310177
38	Pin, cross	1	338350	338350	338350	338350	338350	338350	338350	338350	338350	-	338350
39	Shroud ass'y	1	227417	-	227417	-	227417	-	227417	-	227417	-	-
40	Set-screw, 2-BA x 3/16 in. l'g. r'd. h'd.	2	432410	-	432410	-	432410	-	432410	-	432410	-	-
41	Bolt, 1/4 in. BSW x 1/2 in. l'g. hex. h'd.	1	431625	-	431625	-	431625	-	431625	-	431625	-	-
42	Washer, plain, 1/4 in. i.d.	1	443816	-	443816	-	443816	-	443816	-	443816	-	-
43	Nameplate	1	-	-	-	-	-	-	-	-	-	-	-
	(in English)	-	423483	423483	423483	423483	423483	423483	423483	423483	423483	-	423483
	(in German)	-	457811	457811	457811	457811	457811	457811	457811	457811	457811	-	457811
44	Screw, hammer drive, No. 4 x 3/16 in. r'd. h'd.	4	434261	434261	434261	434261	434261	434261	434261	434261	434261	-	434261
45	Ring, joint	•	-	-	-	-	-	-	-	-	-	-	-
	2 in. size	2	413510	413510	-	-	-	-	-	-	-	-	-
		1	-	-	413510	413510	413510	413510	413510	413510	413510	-	-
	2 1/2 in. size (RJT body only)	1	-	-	413512	413512	-	-	-	-	-	-	-
	3 in. size	1	-	-	-	-	413514	413514	413514	413514	413514	-	413514
	4 in. size	1	-	-	-	-	-	-	-	-	-	-	413517
	Special Tools	††	-	-	-	-	-	-	-	-	-	-	-
	Spanner for impeller nut	1	438928	438928	438928	438928	438928	438928	438928	438928	438928	-	438928
	Key, hex, wrench, 3/16 in. A/F, for stub shaft securing screws on 3 and 5-5 h.p. motors	1	414105	414105	414105	414105	414105	414105	414105	414105	414105	-	414105
	Key, hex, wrench, 7/32 in. A/F, for stub shaft securing screws on 7.5, 10, 15, 20 and 25 h.p. motors	1	-	-	414106	414106	414106	414106	414106	414106	414106	-	414106
	Spacer, stub shaft, No.22088	1	347651	347651	347651	347651	347651	347651	347651	347651	347651	-	347651
51	Safety Guard for Stub Shaft	W.O	1	-	-	-	-	-	-	-	-	-	-
	Shrouded Pumps	-	-	-	-	-	-	-	-	-	-	-	-
	pumps with 3 h.p. motor only	-	231126	-	231126	-	231126	-	-	-	-	-	-
	pumps with 5 1/2 h.p. motor only	-	231127	-	231127	-	231127	-	231127	-	-	-	-
	pumps with 7 1/2 & 10 h.p. motor only	-	-	-	231128	-	231128	-	231128	-	-	-	-
	Unshrouded Pumps	-	-	-	-	-	-	-	-	-	-	-	-
	pumps with 15 or 20 h.p. motor only	-	-	-	-	-	-	-	231129	-	231129	-	231129
	pumps with 25 h.p. motor only	-	-	-	-	-	-	-	-	-	-	-	231120

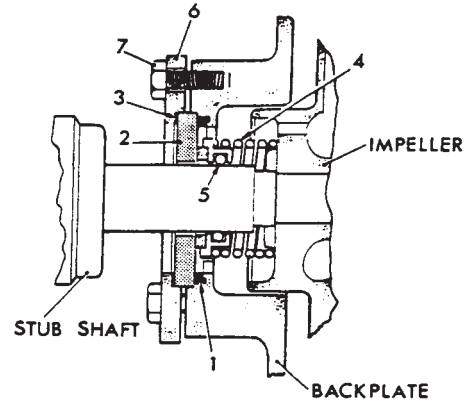
†† not illustrated W.O works order • recommended spare * with pressure balance holes † without pressure balance holes

Puma Pump Series III Illustrated Parts List

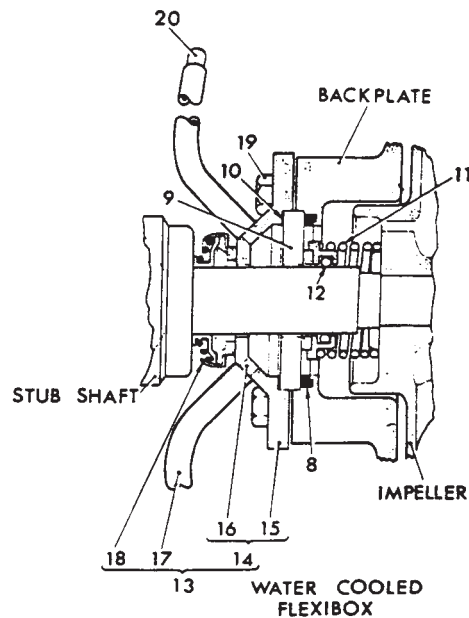
PUMA PUMP SERIES III			
ITEM	DESCRIPTION	No. off	Code No.
SEAL ARRANGEMENTS			
NON-WATER COOLED FLEXIBOX SEAL			
1	Ring, sealing, seal face plate	• 1	413812
2	Plate, seal face	• 1	320303
3	Ring, sealing, housing	1	444000
4	Seal ass'y, Flexibox type R 2540 - 57R	• 1	427840
5	O-ring	• 1	426573
6	Housing, plate	1	344394
7	Set-screw, $\frac{5}{16}$ in. BSF x $\frac{3}{4}$ in. lg. hex. hd.	3	431724
WATER COOLED FLEXIBOX SEAL			
8	Ring, sealing, seal face plate	* • 1	413812
9	Plate, seal face	* 1	320303
10	Ring, sealing, housing	* • 1	444000
11	Seal ass'y, Flexibox type R 2540 - 57R	* • 1	427840
12	O-ring	* • 1	426573
13	Seal ass'y, water cooling	1	244026
14	Housing ass'y	1	208836
15	Housing	1	325099
16	Tube, $\frac{1}{4}$ in. o.d. x 20 swg x 1.0 in. lg.	2	353158
17	Tube, $\frac{3}{8}$ in. o.d. x $\frac{1}{4}$ in. i.d. x 18 in. lg.	2	182615
18	Seal, Cyclam type AD NIB 254713 PR	• 1	427866
19	Set-screw, $\frac{5}{16}$ in. BSF x $\frac{3}{4}$ in. lg. hex. hd.	* 3	431724
20	Adaptor, $\frac{3}{8}$ in. o.d. tube x $\frac{1}{8}$ in. BSP	2	406418
STUFFING BOX SEAL (Special order only)			
1	Ring, sealing, seal face plate	* • 1	413812
21	Housing	1	344394
22	Gland, split	1	322612
23	Box ass'y, stuffing	• 1	201238
24	Washer, packing	• 2	444024
25	Ring, gland packing, Crane	• 5	426637
26	Set-screw, $\frac{5}{16}$ in. BSF x $\frac{3}{4}$ in. lg. hex. hd.	3	431724
27	Screw, skt. hd. cap. $\frac{3}{16}$ in. BSF x $\frac{3}{4}$ in. lg.	3	445236
28	Adaptor, $\frac{3}{8}$ in. o.d. tube x $\frac{1}{8}$ in. BSP	4	406418
29	Tube, $\frac{3}{8}$ in. o.d. x $\frac{1}{4}$ in. i.d. x 18 in. lg.	2	182615
30	Plug, blanking, $\frac{1}{8}$ in. BSP	2	424343

* Common to non-water cooled Flexibox seal arrangement
• recommended spare

Seal Arrangements (Series III)



NON-WATER COOLED FLEXIBOX



WATER COOLED FLEXIBOX

